

## Capital International Global Equities Fund

### Market commentary

Global stocks continued the rally that began in fourth quarter as a rescue package for Greece and a liquidity injection by the ECB dampened worries about the sovereign debt crisis. These developments, combined with improved U.S. economic data, increased investors' appetite for risk.

The U.S., Japan and most European markets rose, led by stocks in cyclical areas such as information technology, consumer discretionary and financials, while the defensive telecommunication services and utilities sectors lagged. The U.S. dollar weakened against the euro and most other currencies, but the yen's decline was greater after the Bank of Japan expanded its bond-buying program, benefiting Japanese exporters.

Information technology stocks enjoyed the best returns, gaining 20%. Shares of Apple jumped nearly 50% as the company reported robust earnings and record sales of the iPad and iPhone, and also announced a share repurchase program and its first-ever dividend payment. Consumer discretionary stocks advanced 18%, helped by gains among automakers. Financials were bolstered by the ECB liquidity injection and favorable stress-test results for U.S. banks.

### Portfolio review

The value of the portfolio rose but not as much as the index. The investments in U.S. financials BB&T and Goldman Sachs contributed to portfolio results, although the cautious stance on the sector more than offset these gains. Even though Goldman reported a 58% drop in its fourth-quarter earnings, aggressive cost-cutting helped its net income and per-share earnings rise beyond consensus expectations.

Materials and information technology stocks weighed on the portfolio. Shares of Centerra Gold fell after the company slashed production forecasts for its flagship mine in Central Asia and as gold prices retreated in March. Other mining stocks, including Inmet Mining and Allegheny Technologies, declined as global growth expectations were scaled back, particularly in China. Allegheny was further harmed after the specialty metals company missed consensus earnings estimates for the fourth quarter amid unexpectedly weak demand and pricing pressure.

## Outlook and strategy

As the European economy appears headed for another recession amid further fiscal tightening, portfolio managers continue to take a measured approach. Euro zone leaders have made progress in addressing the sovereign debt crisis, especially as it relates to Greece, but concerns remain that the majority of the reforms are more fiscal than structural. The outlook for the U.S. is more optimistic, with modest economic growth expected. While expectations have been scaled back slightly in recent months, the portfolio's positioning continues to reflect this optimism. As such, the portfolio remains focused on information technology companies involved in mobile computing and the Internet, as well as energy and materials stocks that stand to benefit from demand growth and supply constraints over the long term.

In Asia, the portfolio emphasizes Japanese exporters that are likely to benefit from a weaker yen and growth in the emerging markets, as well as technology companies that are key links in the Apple supply chain and are benefiting from rising sales of mobile devices around the globe. Overall, managers continue to focus on companies that can capitalize on opportunities in the developing world, especially in the consumer and luxury goods areas, although some have become more selective as valuations have risen.

## Portfolio description

Capital International Global Equities Fund is a core portfolio, and is complementary to other style-specific mandates (e.g. growth or value mandates).





## Investment objective

The objective of the portfolio is long-term growth of capital through investments primarily in equities, including growth-oriented stocks, on a global basis.

## Other portfolio characteristics

- Built from bottom-up stock selection by each portfolio manager and/or research analyst.
- May invest in emerging markets.
- May buy currency forwards to manage risk and implement investment strategies.
- Permitted to hold cash, cash equivalents and debt securities when desirable.

## Portfolio managers

	Years with Capital	Years in profession
 Lionel Sauvage	24	24
 Darcy Kopcho	23	32
 Rudolf Staehelin	30	32
 Eric Stern	20	22

A portion of the fund's assets is managed by research analysts.

Experience as at 31 March 2012.

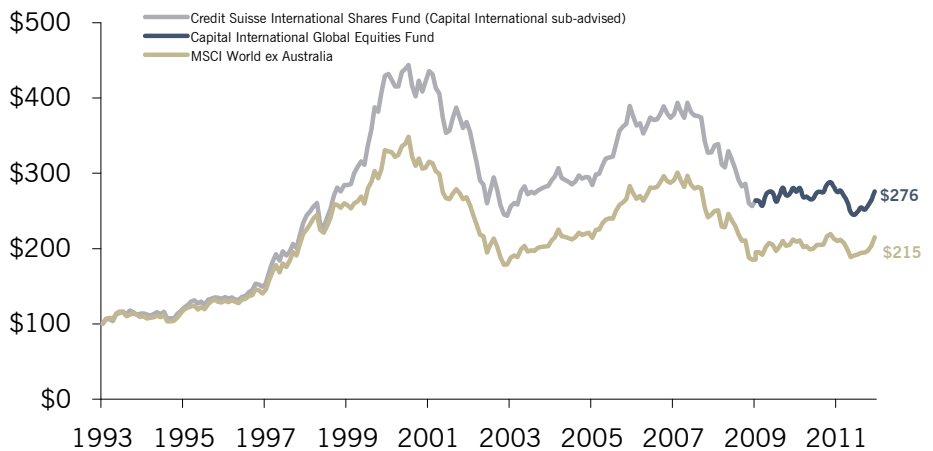
## Portfolio Information

APIR	WHT0018 AU
Fund size	\$324.2 M
Unit price	\$1.0067
Number of issuers	182
Launch date	21 April 2009
Benchmark	MSCI World ex Australia Index in A\$ with net dividends reinvested
Management fee	0.96% p.a.
Minimum investment	\$25,000
Investment manager	Capital International, Inc.

## Fund results (%)

	Lifetime pa	10 yr pa	5 yr pa	3 yr pa	1 yr	YTD	Quarter
CI funds <sup>1</sup>	5.5	-2.8	-5.9	2.5	-2.3	9.7	9.7
Benchmark	4.1	-2.2	-5.6	5.1	0.7	10.5	10.5
Excess return	1.4	-0.7	-0.2	-2.6	-2.9	-0.8	-0.8

## Value of \$100 invested in CI managed/sub-advised funds<sup>1</sup> since inception



## Regional diversification

	% fund	% active position <sup>2</sup>
North America	50.5	-9.6
Europe	28.2	-0.2
Japan	7.6	-1.8
Pacific ex Japan ex Australia	3.0	0.9
Other	7.2	7.2
Cash & equivalents	3.5	3.5

## Top 20 equity holdings

	% fund	% active position <sup>2</sup>
Imperial Tobacco	2.1	1.9
Google	2.0	1.3
BB&T Corporation	1.9	1.8
Gilead Sciences	1.8	1.7
Roche	1.6	1.1
Danaher	1.6	1.5
Schlumberger	1.6	1.2
Goldman Sachs	1.6	1.3
Cenovus Energy	1.5	1.4
Pernod Ricard	1.5	1.4
Chevron	1.5	0.6
At&T	1.4	0.6
United Technologies	1.4	1.1
Nestle	1.3	0.5
American Tower	1.3	1.2
Jpmorgan Chase & Co	1.2	0.5
International Business Machines	1.2	0.2
Prudential	1.2	1.1
Philip Morris International	1.2	0.6
Monsanto	1.2	1.0

## Top 5 contributors

Companies
Goldman Sachs
BB&T Corporation
Exxon Mobil
HeidelbergCement
Prudential

## Top 5 detractors

Companies
Apple
Inmet Mining
Allegheny Technologies
KPN
Centerra Gold

## Sector diversification

	% fund	% active position <sup>2</sup>
Energy	11.9	0.8
Materials	8.1	1.6
Industrials	9.7	-1.6
Consumer Discretionary	10.3	-0.9
Consumer Staples	8.1	-2.5
Health Care	10.6	0.3
Financials	17.4	-0.6
Information Technology	14.6	1.1
Telecommunication Services	5.5	1.5
Utilities	0.5	-3.3
Cash & equivalents	3.5	3.5

<sup>1</sup> Results prior to fund's launch on 21 April 2009 are derived from the Credit Suisse International Shares Fund, an Australian fund previously sub-advised by Capital International, Inc. with similar portfolio management team and investment objectives.

<sup>2</sup> % active position is defined as the arithmetic difference between the percentage of the portfolio and that of the index.

Results net of fees at maximum management fee. All information current as at last business day of month of report unless otherwise noted. All figures expressed in A\$ unless otherwise noted. This communication has been prepared for multiple distributions and does not take account of the specific investment objectives of individual recipients and it may not be appropriate in all circumstances. All investments involve risk and persons relying on this information should do so in light of their specific investment objectives and financial situations. Any person considering action on the basis of this communication should seek individual advice relevant to their particular circumstances and investment objectives. Past performance is not a reliable indicator of future performance. Interests in the Fund are issued by WHTM Capital Management Limited, ABN 29 082 494 362, AFSL 238371. WHTM Capital Management Limited and Capital International, Inc. believe the information contained in this communication is reliable, however no warranty is given as to its accuracy and persons relying on this information do so at their own risk. Please read the Product Disclosure Statement available at [www.capitalinternational.com.au](http://www.capitalinternational.com.au) in its entirety before making an investment decision.